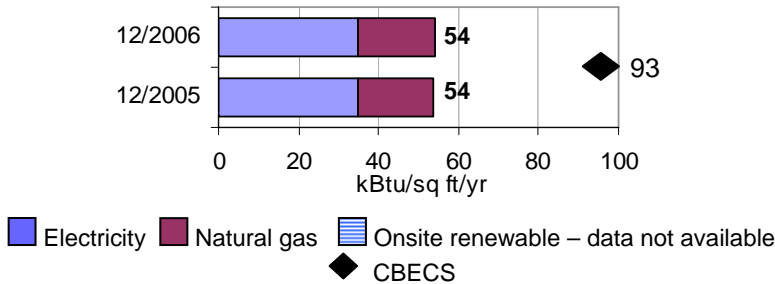


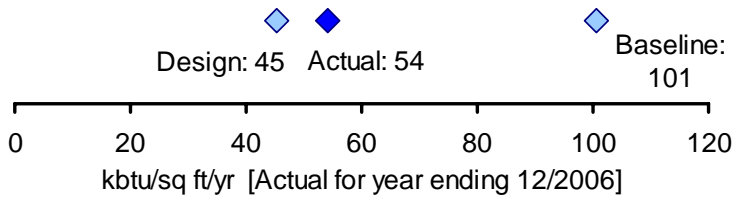
Actual Energy Performance Metrics

Actual Energy Use Intensity (EUI) compared to CBECS



Most recent Actual EUI 42% better than CBECS Average

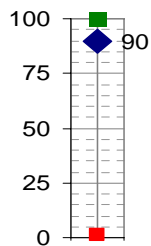
Actual EUI Compared to Design and Baseline



Actual Savings = 46% of initially modeled to-code Baseline

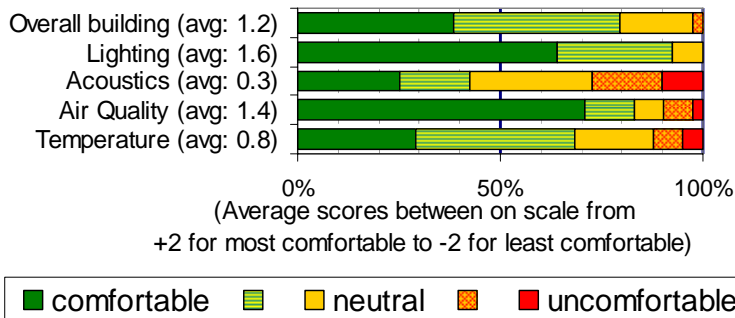
Showing purchased energy only, not energy from onsite renewables, for both modelled and actual.

Energy Star Rating



Energy Star rating better than 90% of comparable buildings

Occupant Functional Comfort Response Distributions



Positive ratings for all comfort dimensions

